




# Knee Walls

The best approach to knee walls is to apply a rigid backing of Oriented Strand Board, plywood, sheetrock or Thermoply™ as shown in picture two, three and four. The backing will assist the insulation installer to properly hang batts at this critical interface. The backing secures the insulation and creates a tighter cavity that will produce a better performing assembly.



1. All walls, regardless of height or shape, should be backed as shown in pictures two, three and four.



3. It is also very important to ensure all insulated walls have top plates to prevent accelerated heat loss. The best method is to have a rigid barrier on all six sides of wall cavities adjacent to unconditioned space (i.e., studs, top and bottom plates, exterior sheathing and sheetrock).

